

# TECHNICAL DATA SHEET

## Inclusive In-Ground Trampoline

### Accessible In-Ground Trampoline – Model WH 150/200


Overall dimensions: 150 × 200 cm

Jumping mat: 100 × 150 cm (visible area: 100 × 120 cm)

Working deflection: 20 ± 5 cm

Designed for wheelchair users with reinforced construction, including a steel and EPDM rubber access ramp.

Weight: 165 kg



### Accessible In-Ground Trampoline – Model WH 150/250

Overall dimensions: 150 × 250 cm

Jumping mat: 100 × 200 cm (visible area: 100 × 170 cm)

Working deflection: 25 ± 5 cm

Designed for wheelchair users with reinforced construction, including a steel and EPDM rubber access ramp.

Weight: 195 kg

### Accessible In-Ground Trampoline – Model WH 150/300

Overall dimensions: 150 × 300 cm

Jumping mat: 100 × 250 cm (visible area: 100 × 220 cm)

Working deflection: 30 ± 5 cm

Designed for wheelchair users with reinforced construction, including a steel and EPDM rubber access ramp.

Weight: 215 kg

### Accessible In-Ground Trampoline – Model WH 150/450

Overall dimensions: 150 × 450 cm

Jumping mat: 100 × 400 cm (visible area: 100 × 370 cm)

Working deflection: 30 ± 5 cm

Designed for wheelchair users with reinforced construction, including a steel and EPDM rubber access ramp.

Weight: 245 kg

### Accessible In-Ground Trampoline – Model WH 150/500

Overall dimensions: 150 × 500 cm

Jumping mat: 100 × 450 cm (visible area: 100 × 420 cm)

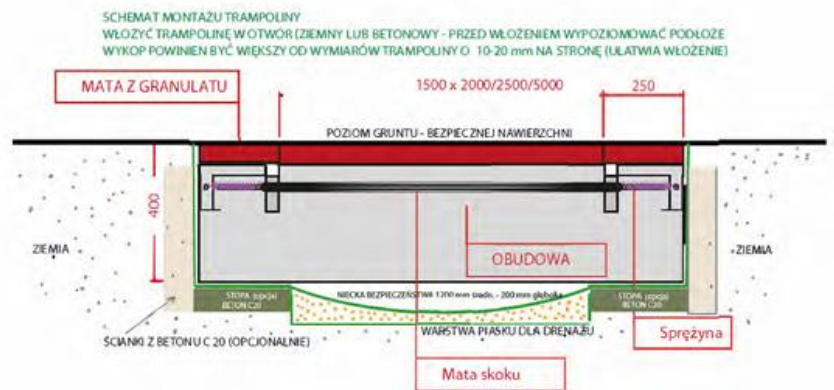
Working deflection: 30 ± 5 cm

Designed for wheelchair users with reinforced construction, including a steel and EPDM rubber access ramp.

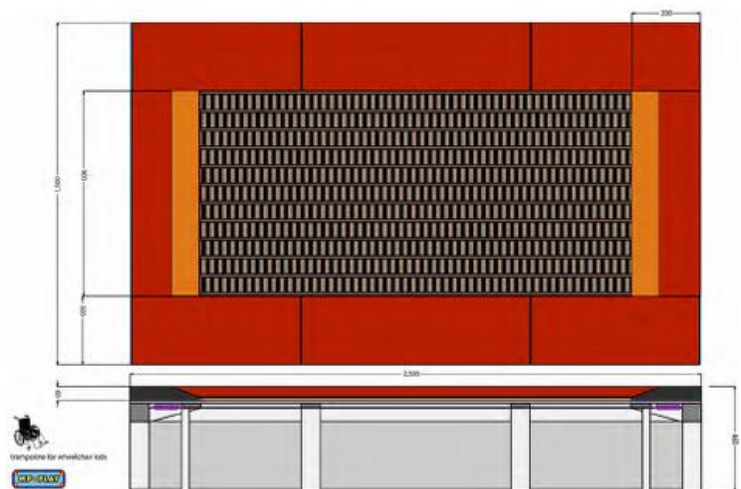
Weight: 285 kg

## Technical Specifications

- 2.5 mm galvanized steel frame, welded and bolted.
- Maximum rebound (69.5 kg dropped from 900 mm): 600 mm.
- Minimum clearance below the suspended mat: 230 mm.
- Jumping mat made of reinforced polypropylene/polyamide slats mounted on stainless steel cables with heavy-duty springs.
- Jumping mat opening size: 29.5 × 60 mm.
- Galvanized steel cover with Polflex polyurethane-rubber safety panels.
- Minimum safety zone: 2 m around the equipment.
- Free fall height: 0.9 m plus the mat deflection.
- Age recommendation: 3 years and older.
- Capacity: 1 wheelchair user with one accompanying person.
- Installation depth: 0.40 m.
- Vandal-resistant construction.
- Certified according to EN 1176-1:2017 and TÜV.



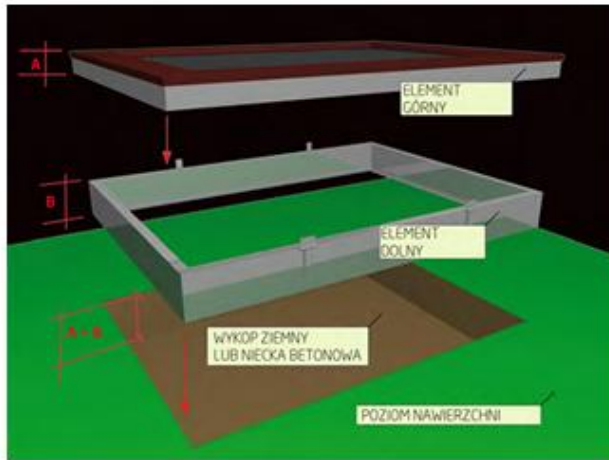
Strefa bezpieczeństwa 200 cm wokół urządzenia.



Najwyższa jakość gumowego EPDM lub SBR 100%  
 6 latowa gwarancja  
 Średnica: 1000 mm / 1000 mm  
 Wysokość: 100 mm / 100 mm



Sposób montażu



Dostęp dla konserwacji

